

Learn about Natural Gas Safety with

HANA & HANK





**HARD HAT
HANK HERE!**

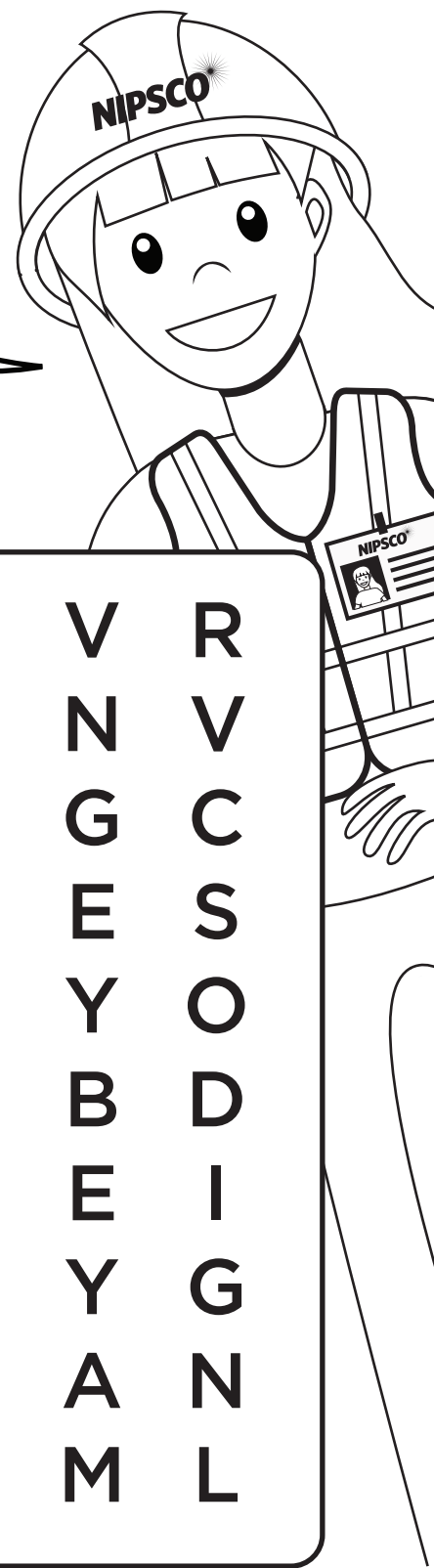
Do you have a
green thumb?

Use it to dial
811 before you
plant!


Right! Even for flowers, hand dig if you are near any utility markers!



Can you help me find the safe digging words in the puzzle below?

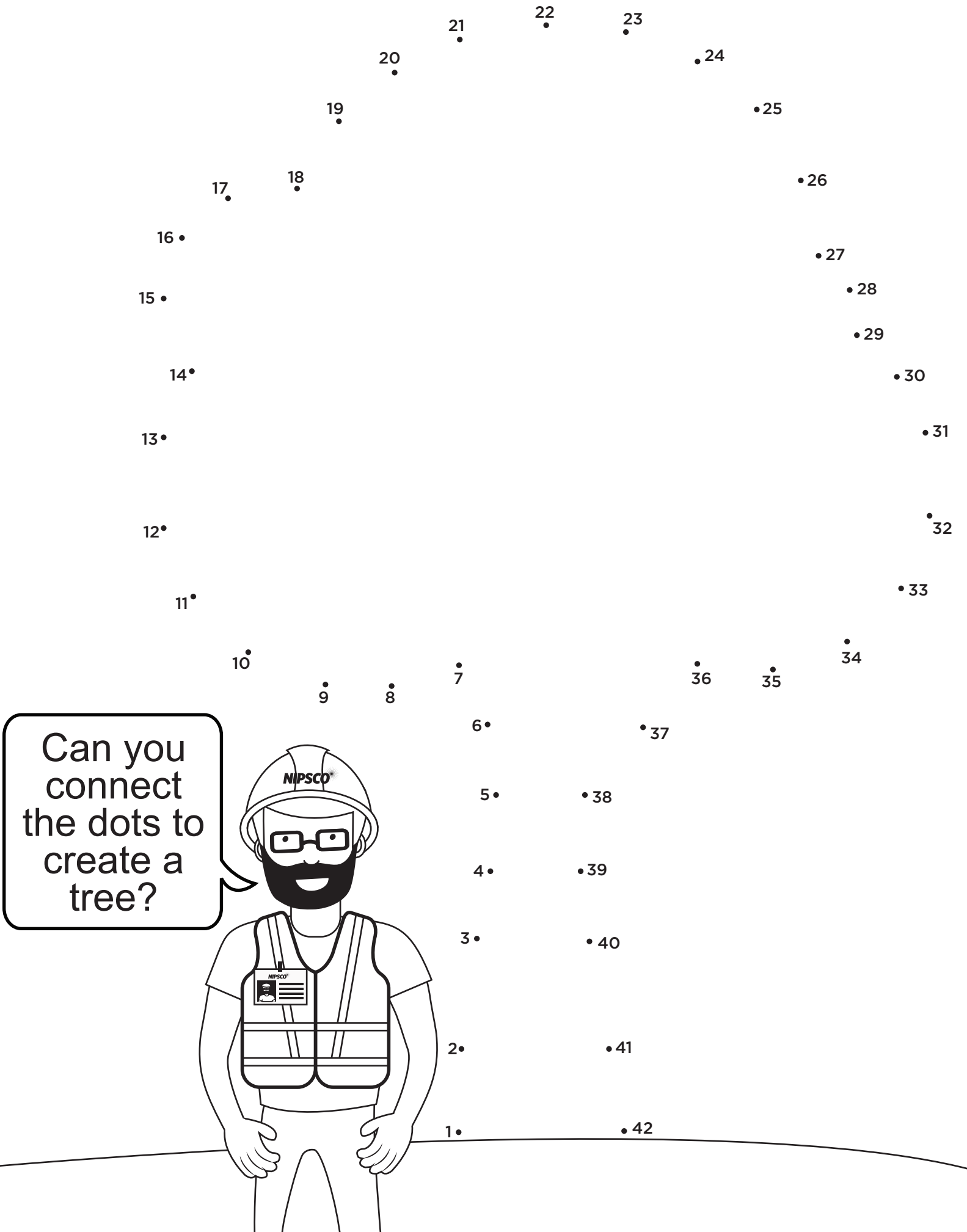


M	C	E	S	Z	O	J	G	V	R
P	A	D	H	Y	O	Z	R	N	V
Q	L	N	O	P	N	D	D	G	C
E	L	Z	V	U	P	I	P	E	S
V	T	P	E	J	W	P	J	Y	O
B	R	L	L	X	O	F	H	B	D
B	E	I	K	M	W	D	I	E	I
Q	E	B	F	K	L	P	F	Y	G
P	L	A	N	T	I	N	G	A	N
J	E	F	W	N	C	V	M	M	L



DIG
SHOVEL
PIPES

CALL
TREE
PLANTING



Can you connect the dots to create a tree?







Can you connect the dots to create a tree?

These flags mark where the utility lines are below the ground... So make sure you don't pick them up to play with.



There are utility lines underground. Hana needs to safely dig a path to her house. Can you find the safe path without going through the utility lines?



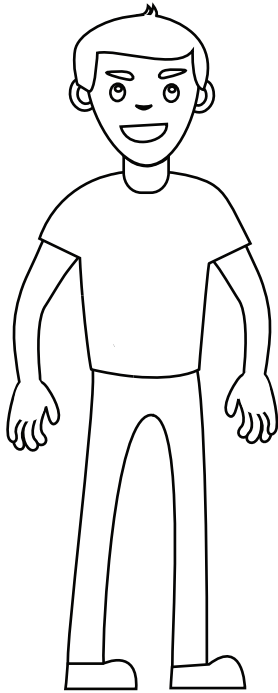


GROSS!
What stinks!?!
Like rotten eggs or
something!!!




Eggs??? Nothing
smells...
OH NO!
That's natural gas!
Get outside!

What are you doing mom?



Calling 911 & NIPSCO!



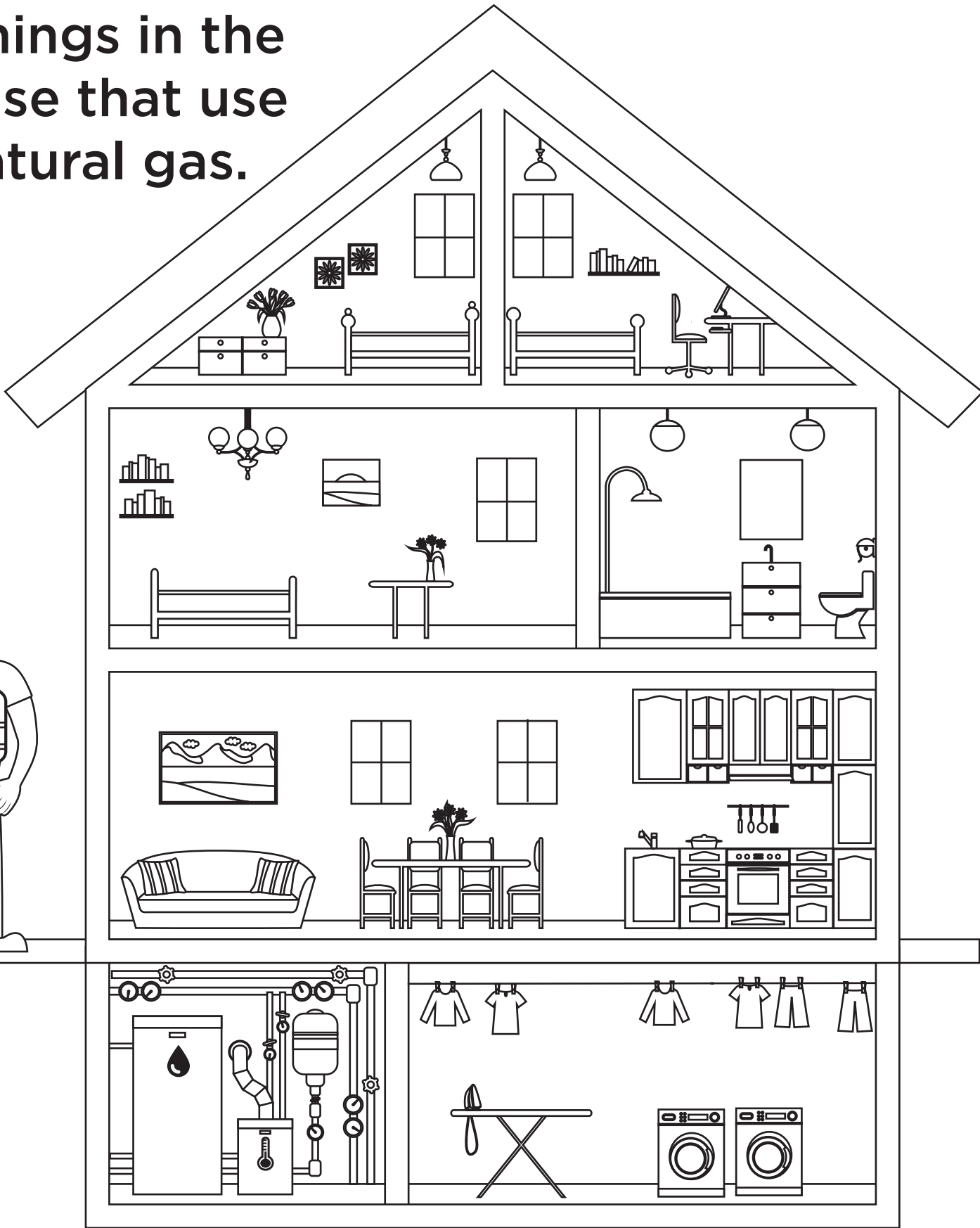
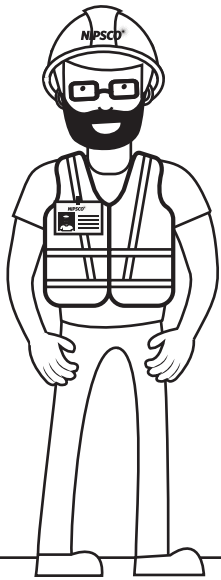
HARD HAT HANK HERE!

If you smell natural gas in your home you need to get out immediately. Get to a safe location, away from the building. Tell an adult to call **911** and NIPSCO at **1-800-634-3524**.

Don't operate anything that could cause a spark, including cell phones, lights, appliances, flashlights, etc. And do not attempt to ventilate.




Help Hank find 4 things in the house that use natural gas.



Answer: Stove, Furnace, Water Heater, and Dryer

Natural gas is safe when you use it the right way. Never turn on a stove or oven by yourself.



CALL 811 BEFORE YOU DIG

Calling **811** or clicking **811NOW.com** tells NIPSCO and other utilities to mark their lines to keep you safe. It's fast, easy and free!